

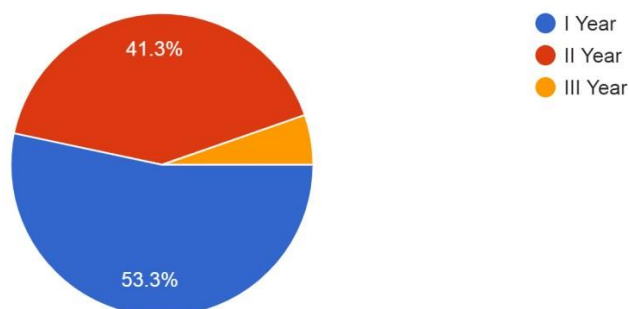
STUDENT SATISFACTION SURVEY REPORT
For the Academic Year 2021-22

The measurement of student satisfaction is useful to JSS College for Women itself and other educational institutions, to help them to pinpoint their strengths and identify the areas for improvement to impart quality education to the society. In order to assess the quality of teaching learning process in the institute, as framed by NAAC in its assessment guidelines, a student satisfaction survey (SSS) was conducted. The questionnaire was taken from NAAC Portal for online SSS. The questionnaire was administered to all the students of the college and the completed responses were received online. The analysis of SSS evidenced that students were generally satisfied by the facilities provided by the institute and the teaching resources matched their expectations. The composition of responses and overall analysis of the results as well as the question-wise responses are given below.

Students Composition

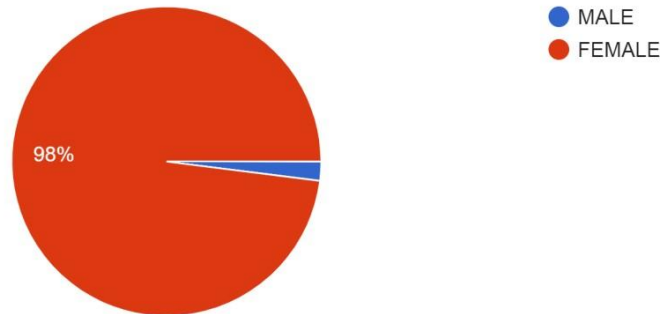
Students	Male	Female	Grand Total
Selected for Survey	3	320	338
Responded	3	147	150

Year
150 responses



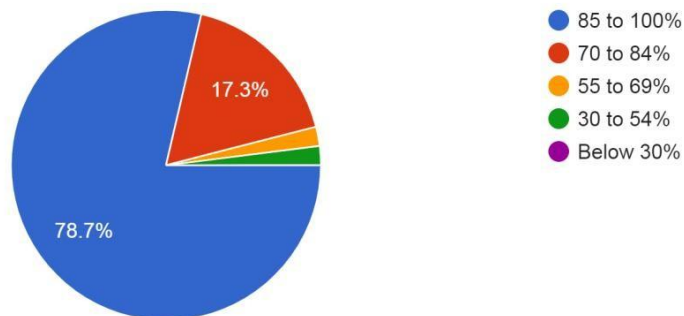
GENDER

150 responses



How much of the syllabus was covered in the class?

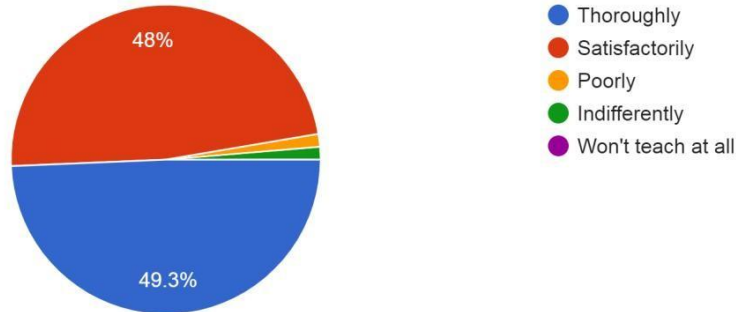
150 responses



The above figure discloses the responses of the students with respect to coverage of the syllabus in class room. Of the total 78.7% of the students opined that 85% to 100% syllabus covered in the classroom, 17.3% of the students agreed that 70% to 84% syllabus covered in the classroom and remaining 4% of the students agreed that 55% to 69% of syllabus covered in the classroom. **The analysis evidenced that majority of the students 78.7% are opined that 85% to 100% of syllabus covered in classroom.**

How well did the teachers prepare for the classes?

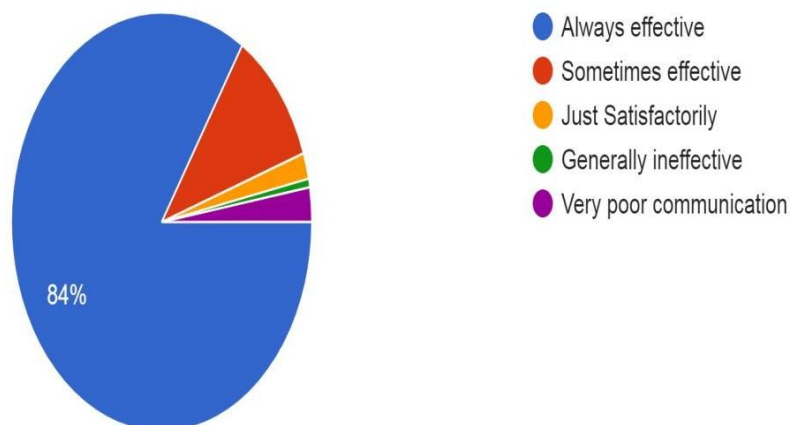
150 responses



The above analysis reveals that 49.3% of the students are express their opinion that teachers prepare for the classes thoroughly, 48% of students are express their opinion that teachers prepare for the class satisfactorily and 2.7% of the students are express their opinion that teachers prepare for the class poorly. The analysis **revealed that majority of the students (49.3.%)** are express their opinion that teachers prepare for the classes **thoroughly**.

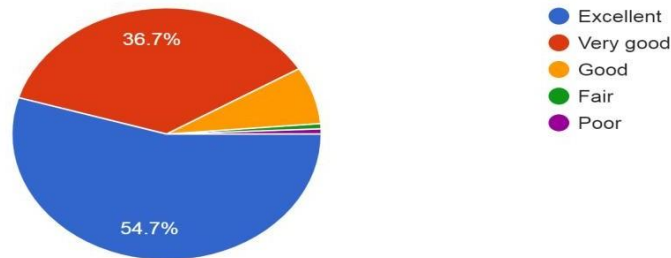
How well were the teachers able to communicate?

150 responses



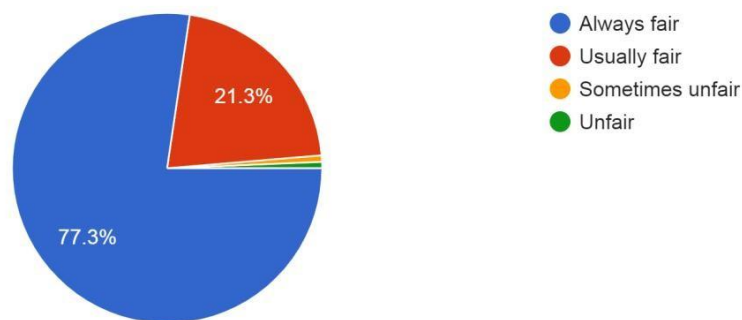
The results discloses that 84% of the students are agree that teachers' communication is always effective, 15.3% of the students are agree that teachers' communication is sometimes effective just and remaining 4.9% of the students express their opinion that teachers' communication is generally satisfactory. The survey found **that majority of the students (84%)** are expressed their opinion that **teachers' communication is always effective**.

The teacher's approach to teaching can best be described as
150 responses



The chart shows that 54.7% of the students are perceived that the teacher's approach to teaching can best be described as Excellent, 36.7% of the students are agreed that the teacher's approach to teaching can best be described as very good and remaining 8.6% of the students expressed their opinion that the teacher's approach to teaching can best be described as Good. The survey identified **that majority of the students (54.7%)** are perceived that the **teacher's approach to teaching** can best be described as **Excellent**.

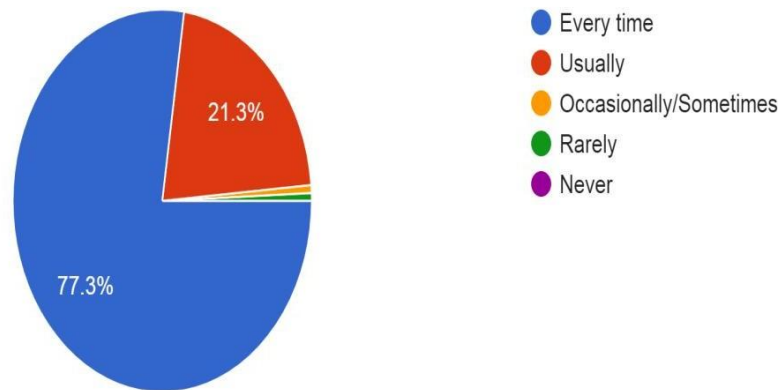
Fairness of the internal evaluation process by the teachers.
150 responses



The figure displays that 77.3% of the students are opined that the Fairness of the internal evaluation process by the teachers is Always fair, 21.3% of the students are express opinion on the Fairness of the internal evaluation process by the teachers is Usually fair and 1.4% of the students expressed their opinion that the Fairness of the internal evaluation process by the teachers is Sometimes unfair and unfair. The study evidenced **that majority of the students (77.3%)** are perceived that the **Fairness of the internal evaluation** process by the teachers is always fair.

Was your performance in assignments discussed with you ?

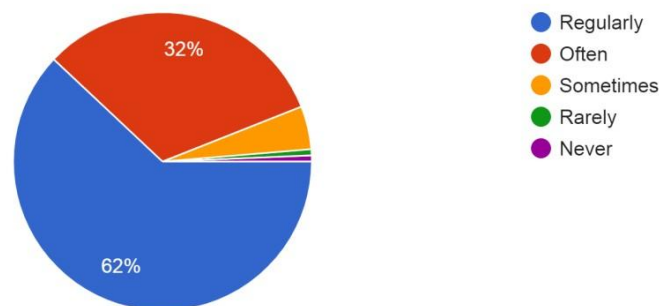
150 responses



The result discloses the students' perception towards the statement 'your performance in assignments was discussed with you'. 77.3% of the students are express their opinion as every time, 21.3% of the students are expressed their opinion as Usually and remaining 6.7% of the students are express their opinion as rare and never. The analysis disclosed **that majority of the students (77.3%)** are perceived the statement as **Every time**.

The institute takes active interest in promoting intership, student exchange, field visit opportunities for students.

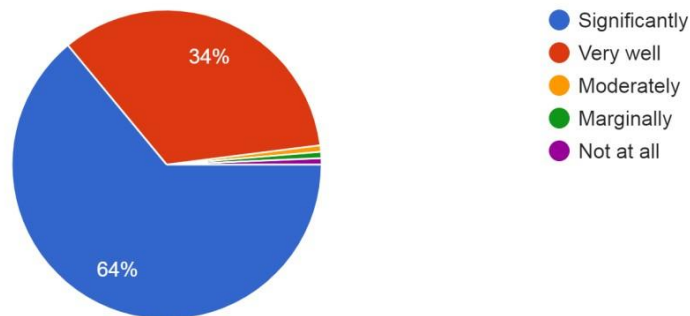
150 responses



The analysis reveals that 62% of the students are agreed that the institute takes active interest in promoting intership, student exchange, field visit opportunities for students regularly, 32% of the students are agreed that the institute takes active interest in promoting intership, student exchange, field visit opportunities for students often and remaining 6% of the students are agreed that the institute takes active interest in promoting intership, student exchange, field visit opportunities for students sometimes and rarely. The survey revealed **that majority of the students (62%)** are perceived that the **institute takes active interest in promoting intership, student exchange, field visit opportunities for students regularly**

The teaching and mentoring process in your institution facilitates you in cognitive, social and emotional growth.

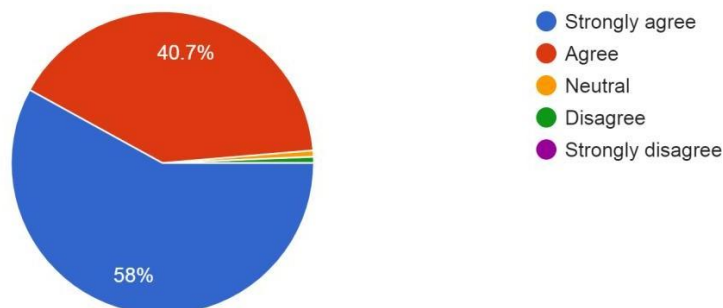
150 responses



The above figure depicts that 64% of the students are opined that, the teaching and mentoring process in your institution facilitates you in cognitive, social and emotional growth significantly, 34.% of the students are agreed that, the teaching and mentoring process in your institution facilitates you in cognitive, social and emotional growth very well and remaining 2% of the students are perceived that, the teaching and mentoring process in your institution facilitates you in cognitive, social and emotional growth moderately and marginally. The analysis evidenced that **majority of the students (64%)** are perceived that the teaching and mentoring process in your institution facilitates you in cognitive, social and emotional growth **significantly**.

The institution provides multiple opportunities to learn and grow

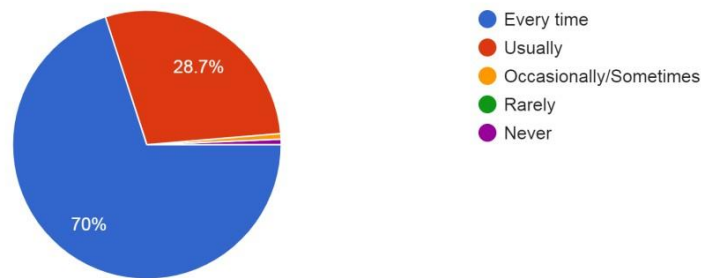
150 responses



The analysis reveals that 58% of the students are strongly agreed with respect to statement ‘the institution provides multiple opportunities to learn and grow’, 40.7% of the students are agreed with respect to statement ‘the institution provides multiple opportunities to learn and grow’ and 1.3% of the students are opined neutral and disagree with respect to statement ‘the institution provides multiple opportunities to learn and grow’. The survey found **that majority of the students (58%) are strongly agreed** with respect to statement **the institution provides multiple opportunities to learn and grow.**

Teachers inform you about your expected competencies, course outcomes and programme outcomes.

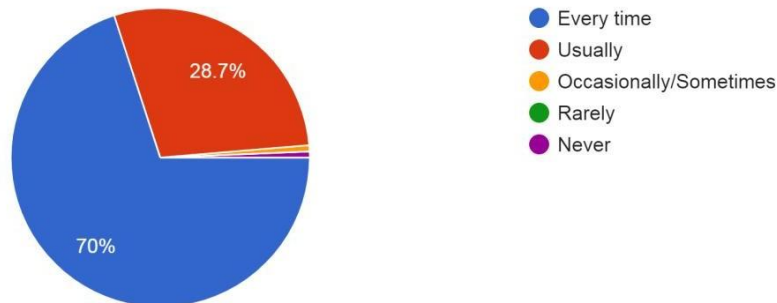
150 responses



The above figure discloses the responses of the students with respect to teachers inform you about your expected competencies, course outcomes and programme outcomes. Of the total 70% of the students are opined that Every time Usually, 28.7% of the students are agreed that occasionally sometimes and remaining 1.3% of the students are agreed that rarely and never. **The analysis evidenced that majority of the students (71.4%) are opined that teachers inform you about your expected competencies, course outcomes and programme outcomes Every time Usually.**

You mentor does a necessary follow-up with an assigned task to you.

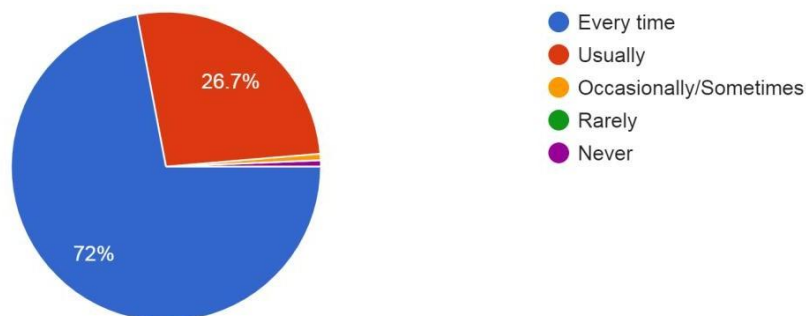
150 responses



The result depicts your mentor does a necessary follow-up with an assigned task to you. 70% of the students are opined Every time Usually, 28.7% of the students are agreed occasionally and remaining 1.3% of the students are perceived that rarely and never. The analysis evidenced that **majority of the students (70%)** are perceived that **every time usually**

The teachers illustrate the concepts through examples and applications.

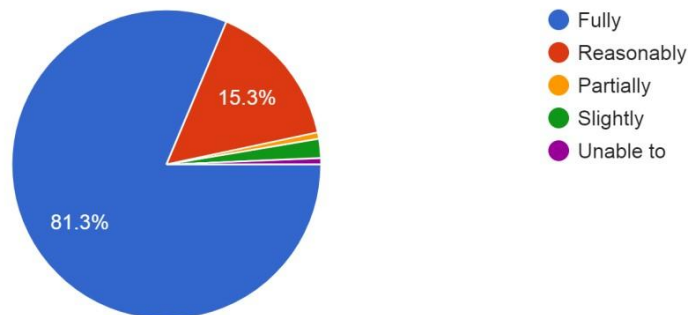
150 responses



The above analysis discloses the perceptions of students towards the teachers illustrate the concepts through examples and applications. 72% of the students are opined **Every time Usually**, 26.7% of the students are agreed occasionally and 1.3% of the students are perceived that rarely. The analysis identified that **majority of the students (72%)** are perceived that **every time usually**.

The teachers identify your strengths and encourage you with providing right level of challenges.

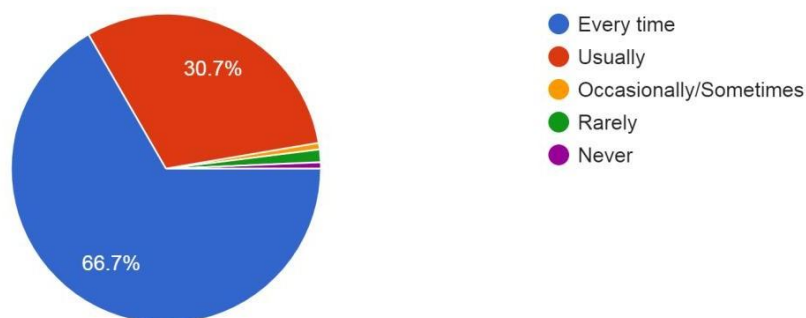
150 responses



The above result reveals the perceptions of students towards teachers are able to identify your strength and help you to overcome them. 81.3% of the students are opined that teachers are able to identify your strength and help you to overcome them was every time, 15.3% of the students are agreed teachers are able to identify your weakness and help you to overcome them is usually and 3.4% of the students are confirmed that occasionally. The survey disclosed that **majority of the students (81.3%)** are express their opinion as **Every time**.

Teachers are able to identify your weakness and help you to overcome them.

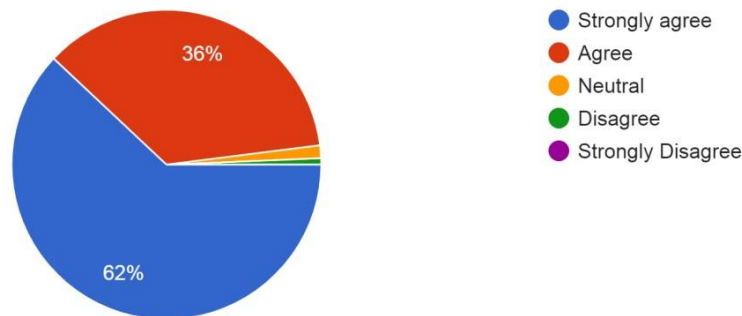
150 responses



The above result reveals the perceptions of students towards teachers are able to identify your weakness and help you to overcome them. 66.7% of the students are opined that teachers are able to identify your weakness and help you to overcome them was every time, 30.7% of the students are agreed teachers are able to identify your weakness and help you to overcome them is usually and 2.6% of the students are confirmed that occasionally. The survey disclosed that **majority of the students (66.7%)** are express their opinion as **Every time**.

The institution makes effort to engage students in the monitoring, review and continuous quality improvement of the teaching learning process.

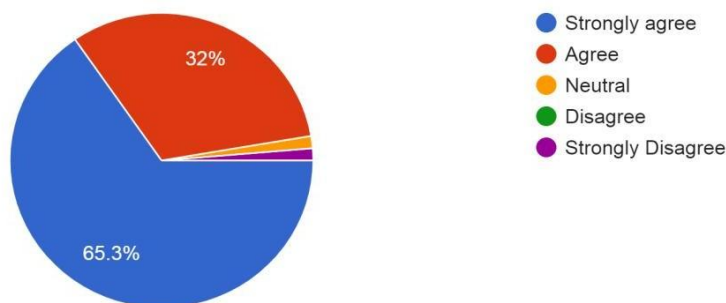
150 responses



The analysis discloses that 62% of the students are Strongly agreed that the institution makes effort to engage students in the monitoring, review and continuous quality improvement of the teaching learning process, 36% of the students are Agreed that the institution makes effort to engage students in the monitoring, review and continuous quality improvement of the teaching learning process and 2.6% of the students are expressed their opinion that neutral and disagree the institution makes effort to engage students in the monitoring, review and continuous quality improvement of the teaching learning process. The survey evidenced **that majority of the students (62%) are strongly agreed** that the institution makes effort to engage students in the monitoring, review and continuous quality improvement of the teaching learning process.

Teachers encourage you to participate in extracurricular activities.

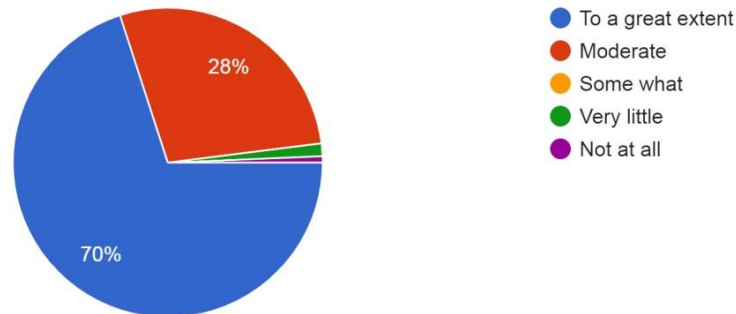
150 responses



The analysis discloses that 65.3% of the students are Strongly agreed that teachers encourage you to participate in extracurricular activities, 32% of the students are agreed that that teachers encourage you to participate in extracurricular activities and 2.7% of the students are expressed their opinion that neutral and disagree towards teachers encourage you to participate in extracurricular activities. The study revealed **that majority of the students (65.3%) are strongly agreed** that teachers encourage you to participate in extracurricular activities.

Efforts are made by the institute/teachers to inculcate soft skills, life skills and employability skills to make you ready for the world of work.

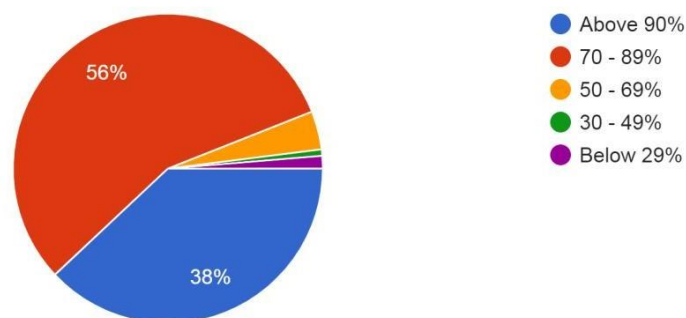
150 responses



The above chart shows that 70% of the students are acknowledged that the efforts are made by the institute/teachers to inculcate soft skills, life skills and employability skills to make you ready for the world of work to a great extent, 28% of the students are perceived that, the efforts are made by the institute/teachers to inculcate soft skills, life skills and employability skills to make you ready for the world of work was moderate and remaining 2% of the students are confirmed their opinion efforts are made by the institute/teachers to inculcate soft skills, life skills and employability skills to make you ready for the world of work was somewhat and very little. The analysis evidenced that **majority of the students (70%)** are perceived that the efforts are made by the institute/teachers to inculcate soft skills, life skills and employability skills to make you ready for the world of work **to a great extent**.

What percentage of teachers use ICT tools such as LCD projector, Multimedia, etc. while teaching.

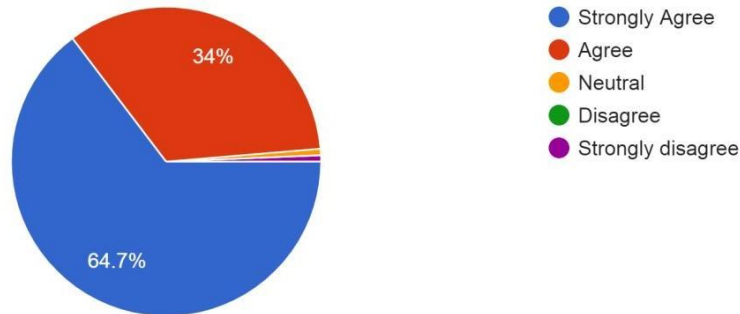
150 responses



The above analysis reveals that 38% of the students are express their opinion that above 90% of teachers use ICT tools such as LCD projector, Multimedia, etc. while teaching, 56% of the students are perceived that 70 – 89% of teachers use ICT tools such as LCD projector, Multimedia, etc. while teaching and 6% of the students are confirmed that below 50% of teachers use ICT tools such as LCD projector, Multimedia, etc. while teaching. The analysis found that **majority of the students (38%)** are perceived that **70 – 89%** of teachers use ICT tools such as LCD projector, Multimedia, etc. while teaching.

The overall quality of teaching - learning process in your institute is very good.

150 responses



The result highlights that 64.7% of the students are Strongly agreed that the overall quality of teaching - learning process in your institute is very good, 34% of the students are agreed that the overall quality of teaching - learning process in your institute is very good and 1.3% of the students are expressed their opinion that neutral and disagree towards the overall quality of teaching - learning process in your institute is very good. The survey identified **that majority of the students (64.7%) are strongly agreed that the overall quality of teaching - learning process in your institute is very good.**

Give three observation / suggestions to improve the overall teaching - learning experience in your institution.150 responses

Good

Very good

Very good

Good improving

Good improving

Nothing

Ppt classes to be empisexes

Yes

Always good

Overall teaching was good